

Monetary Policy and the Financing of Firms*

Fiorella De Fiore[‡], Pedro Teles[‡] and Oreste Tristani[†]

November, 2009

Abstract

How should monetary policy respond to changes in financial conditions? In this paper we consider a simple model where firms are subject to idiosyncratic shocks which may force them to default on their debt. Firms' assets and liabilities are denominated in nominal terms and predetermined when shocks occur. Monetary policy can therefore affect the real value of funds used to finance production. Furthermore, policy affects the loan and deposit rates. We find that maintaining price stability at all times is not optimal; that the optimal response to adverse financial shocks is to lower interest rates, if not at the zero bound, and engineer a short period of inflation; that the Taylor rule may implement allocations that have opposite cyclical properties to the optimal ones.

Keywords: Financial stability; debt deflation; bankruptcy costs; price level volatility; optimal monetary policy; stabilization policy.

JEL classification: E20, E44, E52

*We wish to thank Isabel Correia, Skander Van den Heuvel, Stephanie Schmitt-Grohe, Kevin Sheedy, but in particular John Leahy and an anonymous referee, for very useful comments and suggestions. We also thank participants at seminars where this paper was presented. Teles gratefully acknowledges the financial support of Fundação de Ciência e Tecnologia. The views expressed here are personal and do not necessarily reflect those of the ECB or of the Banco de Portugal.

[†]European Central Bank

[‡]Banco de Portugal, Universidade Catolica Portuguesa, and Centre for Economic Policy Research

1 Introduction

During financial crises, credit conditions tend to worsen for all agents in the economy. In the press, there are frequent calls for a looser monetary policy stance, on the grounds that this helps avoid a deep recession and the risks of a credit crunch. The intuitive argument is that lower interest rates tend to make it easier for firms to obtain external finance, thus countering the effects of the tightening of credit standards. Arguments tracing back to Fisher (1933) can also be used to call for some degree of inflation during financial crises, so as to avoid an excessive increase in firms' leverage through a devaluation of their nominal liabilities.

It is less clear, however, whether these arguments would withstand a more formal analysis. In this paper, we present a model that can be used to evaluate them. More specifically, we address the following questions: How should monetary policy respond to financial shocks? How should it respond to real shocks, when financial conditions affect macroeconomic outcomes? Should monetary policy engineer some inflation during recessions? How relevant is the zero bound on the nominal interest rate?

To answer these questions, we use a model where monetary policy has the ability to affect the financing conditions of firms. Our set-up has three distinguishing features. First, firms' internal and external funds are imperfect substitutes. This is due to the presence of information asymmetries, between firms and banks, regarding firms' productivity and to the fact that monitoring is a costly activity for banks. Second, firms' internal and external funds are nominal assets. Third, those funds, both internal and external, as well as the interest rate on bank loans, are predetermined when aggregate shocks occur.

Optimal policy in our set up is optimal Ramsey policy, with commitment. We find that maintaining price stability at all times is not optimal. In response to technology shocks, for example, the price level should move to adjust the real value of total funds. If the shock is negative, the price level increases on impact to lower real funds as well as the real wage. Subsequently, the price level falls in order to increase the real wage at the same pace as productivity, in the convergence back to the steady state. Along the adjustment path, deposit and loan rates, spreads, financial markups, leverage, and bankruptcy rates remain stable. Therefore, under the optimal policy, if technology shocks were the only shocks hitting the economy, bankruptcies would be acyclical.

The optimal response to a financial shock that reduces firms' internal funds, increasing firms' leverage, also involves an increase in the price level on impact, in order to lower real funds and the real wage. The short period of controlled inflation mitigates the adverse consequences of the shock on bankruptcy rates and allows firms to de-leverage more quickly.

We also find that a policy response according to a simple Taylor-type rule can be costly, in the sense of inducing more persistent deviations in real variables from their optimal values and higher bankruptcy rates. In response to technology shocks, bankruptcies become countercyclical under the simple rule. In response to a financial shock that reduces internal funds, there is deflation initially, which increases the real value of total funds and leads to a much larger increase in leverage. The reduction in output is smaller than under the optimal policy and markups decrease, inducing higher bankruptcy rates.

In the baseline version of our model, the optimal deposit rate is zero, corresponding to the Friedman rule. Because assets are nominal and predetermined, for given nominal interest rates, there are many possible equilibrium allocations, and therefore ample room for policy.

To analyze the optimal interest rate reaction to shocks, we introduce government consumption as an exogenous share of production. This assumption generates a rationale for proportionate taxation. The nominal interest rate acts as a tax on consumption and therefore the optimal steady-state interest rate becomes positive – the Friedman rule is no longer optimal.

When the optimal average interest rate is away from the lower bound, it may be optimal for the interest rate to respond to shocks. This is indeed the case for financial shocks, but not for technology shocks. In response to technology shocks, it is optimal to keep rates constant even if they could be lowered. For all financial shocks, the flexibility of moving the nominal interest rate downwards allows policy to speed up the adjustment. Moreover, the effect of these shocks on output can be considerably mitigated. For instance, a shock that reduces the availability of internal funds is persistently contractionary when the short term nominal rate is kept fixed at zero, while it is less contractionary and very short-lived when the average interest rate is away from the lower bound and the short term nominal rate is reduced.

In order to understand the mechanisms responsible for these results, we analyze a simplified model in which internal and external funds are perfect substitutes (i.e. monitoring costs are zero). We use this model to illustrate that the two assumptions of nominal denomination and predetermination of the funds used to finance production are sufficient conditions

for changes in the price level to affect allocations. For this specific case, we show that, in response to a technology shock, the optimal monetary policy aims at keeping the nominal wage constant. This is achieved by inducing movements in the price level such that the real wage adjusts to productivity. Because, under log-linear preferences, labor does not move either, nominal predetermined funds are ex-post optimal. Finally, we use this model to evaluate the role played by asymmetric information and monitoring costs in explaining business cycle fluctuations. Although these imperfections play a quantitatively minor role in determining the cyclical behavior of non-financial variables, they tend to amplify the reaction of the economy to shocks.

This paper contributes to the literature that analyzes the effects of financial factors on the transmission of shocks. Financial factors play a role because of agency costs, as in Bernanke et al (1999) and Carlstrom and Fuerst (1997, 1998, 2001). In Bernanke et al (1999), agency costs are added to an otherwise standard New-Keynesian model, where monetary policy has real effects because of the presence of sticky prices. In Carlstrom and Fuerst (2001), prices are flexible but money affects real activity because of a cash-in-advance constraint on households' purchases. In our model, prices are flexible but monetary policy has real effects because firms must use funds to pay wages and these funds are nominal and predetermined.

Our work most closely relates to a recent literature that analyzes optimal monetary policy in models with financial frictions (see e.g. Ravenna and Walsh (2006), Curdia and Woodford (2008), De Fiore and Tristani (2008), Carlstrom et al. (2009), and Faia (2009)). Ravenna and Walsh (2006) characterize the optimal monetary policy when firms need to borrow to finance production, but there is no default risk and the cost of financing is the risk-free rate. Curdia and Woodford (2008) consider a model where financial frictions matter for the allocation of resources, because of the heterogeneity in households' spending opportunities. In their setup, credit spreads arise because loans are costly to produce, but they are linked to macroeconomic conditions through a flexible reduced-form function. Instead, as in our model, credit spreads emerge as the outcome of an optimal financial contract in De Fiore and Tristani (2008), Carlstrom et al. (2009), and Faia (2009). In all these papers, monetary policy has real effects because prices are sticky.¹ The main lesson from this literature is that, in the presence of financial frictions, both financial and non-financial shocks create a trade-off between inflation

¹In De Fiore and Tristani (2008), monetary policy exerts real effect also because of the nominal denomination of debt.

and output gap stabilization. Although perfect price stability is in general not optimal, under reasonable calibrations, the welfare gains associated to price stability are much larger than those associated to mitigating the financial distortions.

In those models, in the absence of sticky prices, monetary policy would have basically no impact on financial factors. With sticky prices it affects them indirectly by changing the incentives for firms' accumulation of internal funds and the credit spreads. Instead, monetary policy can be very effective in our model, even without sticky prices. Because firms need to borrow to pay wages and debt is denominated in nominal terms, as in Christiano et al (2003) and De Fiore and Tristani (2008), a change in the policy rate can affect firms' cost of external funds directly. Moreover, because both internal and external assets are nominal and predetermined, monetary policy can move the real value of total funds available to production through movements in the price level. Over time, monetary policy can also speed up the deleveraging process of firms and reduce the spreads charged in the intermediation process.

Building upon the Bernanke et al (1999) setup, Gilchrist and Leahy (2002) and Faia and Monacelli (2007) find that the presence of financial frictions does not provide a justification for reacting to asset prices directly. In reaction to a technology shock and to an expected technology shock, monetary policy should react to asset prices, but a policy that reacts strongly to inflation closely approximates the optimal policy. In our model, a policy that stabilizes prices performs better than a simple Taylor rule that does not react aggressively to inflation. However, it still generates large and persistent deviations in real variables from their optimal values. Ensuring price stability does not allow policy to change the real value of total funds according to the new productivity levels.

In the optimal fiscal and monetary policy literature, as in Chari et al. (1991), Schmitt-Grohe and Uribe (2004), Siu (2004), Correia et al. (2008), it has been shown that the ex-post volatility of the price level can be used to replicate state-contingent debt and that the welfare gains from doing that are minor relative to the Calvo style sticky price distortions caused by price level volatility. The role of price level volatility in that environment has some similarity with the role it has in these paper, but the welfare gains are not comparable. While, in the optimal fiscal and monetary policy literature, the noncontingent bond allows for tax smoothing that is close to the one with state contingent debt, in our set up, the absence of state-contingent debt has direct effects on production, so that the distortions associated with it are productive distortions comparable to the sticky price distortions in staggered price setting models.

The paper proceeds as follows. In section 2, we outline the environment and describe the equilibria. Then, we derive implementability conditions and we characterize optimal monetary policy. In section 3, we provide numerical results on the response of the economy to various shocks. We describe results both under the optimal monetary policy and a sub-optimal (Taylor) rule. We compare the case where the level of government consumption is exogenous and the optimal interest rate policy is the Friedman rule, to the case where, because government consumption is a fixed share of output, the optimal average interest rate is away from zero. In section 4, we analyze a simple model in which internal and external funds are perfect substitutes, and use it to provide some intuition on the results obtained for the general model. In section 5, we conclude.

2 Model

We consider a model where firms need internal and external funds to produce and they fail if they are not able to repay their debts. Both internal funds and firm debt are nominal assets. There is a goods market at the beginning of the period and an assets market at the end,² where funds are decided for the following period. Funds are predetermined.

Production uses labor only with a linear technology. Aggregate productivity is stochastic. In addition, each firm faces an idiosyncratic shock whose realization is private information.

The households have preferences over consumption, labor and real money. For convenience we assume separability for the utility in real balances.³

Banks are financial intermediaries. They are zero profit, zero risk operations. Banks take deposits from households and allocate them to entrepreneurs on the basis of a debt contract where the entrepreneurs repay their debts if production is sufficient and default otherwise, handing in total production to the banks, provided these pay the monitoring costs. Because there is aggregate uncertainty, we assume that the government can make lump sum transfers between the households and the banks that ensure that banks have zero profits in every state.⁴ This way the banks are able to pay a risk free rate on deposits.

²This is the timing in Svensson (1985).

³We also assume a negligible contribution of real balances to welfare. This does not mean that the economy is cashless since firms face a cash-in-advance constraint.

⁴We assume that the monitoring activities of banks can be observed, in order to keep the incentives to monitor unaffected by the insurance scheme. This amounts to assuming that bank supervision can be exercised at zero cost.

Entrepreneurs need to borrow in advance to finance production. The payments on outstanding debt are not state dependent. Entrepreneurs are risk neutral, patient, agents, that die with some probability. Their assets are seized at the time of death. In equilibrium they postpone consumption indefinitely. The tax on their assets at the time of death ensures that there is always a need for external funds.

The banks are owned, but not controlled,⁵ by the entrepreneurs. They behave as risk neutral agents, which is convenient since the financial contract is then between two risk neutral agents.

Monetary policy can affect the real value of total funds available for the production of firms, but it can also affect the real value of debt that needs to be repaid. Furthermore, monetary policy also affects the deposit and loan rates.

2.1 Households

At the end of period t in the assets market, households decide on holdings of money M_t that they will be able to use at the beginning of period $t + 1$ in the goods market, and on one-period deposits denominated in units of currency D_t that will pay $R_t^d D_t$ in the assets market in period $t + 1$. Deposits are riskless, in the sense that banks do not fail. The households also decide on a portfolio of nominal state-contingent bonds, each paying a unit of currency in a particular state in period $t + 1$. The state-contingent bonds cost $E_t Q_{t,t+1} S_{t+1}$, where $Q_{t,t+1}$ is the price in units of money at t of each bond normalized by the conditional probability of occurrence of the state at $t + 1$.

The budget constraint at period t is

$$M_t + E_t Q_{t,t+1} S_{t+1} + D_t \leq S_t + R_{t-1}^d D_{t-1} + M_{t-1} - P_t c_t + W_t n_t - T_t^h, \quad (1)$$

where c_t is the amount of the final consumption good purchased, P_t is its price, n_t is hours worked, W_t is the nominal wage, and T_t are lump-sum nominal taxes collected by the government.

The household's problem is to maximize utility, defined as

$$E_0 \left\{ \sum_0^{\infty} \beta^t [u(c_t, m_t) - \alpha n_t] \right\}, \quad (2)$$

⁵Each entrepreneur owns an arbitrarily small share of each bank.

subject to (1) and a no-Ponzi games condition. Here $u_c > 0$, $u_m \geq 0$, $u_{cc} < 0$, $u_{mm} < 0$, $\alpha > 0$ and $m_t \equiv M_{t-1}/P_t$ denotes real balances. Throughout we will assume that the utility function is separable in real money, m_t , and that the contribution to welfare is negligible.

Optimality requires that the following conditions must hold:

$$\frac{u_c(t)}{\alpha} = \frac{P_t}{W_t}, \quad (3)$$

$$\frac{u_c(t)}{\beta u_c(t+1)} = Q_{t,t+1}^{-1} \frac{P_t}{P_{t+1}}, \quad (4)$$

$$\frac{u_c(t)}{P_t} = R_t^d E_t \frac{\beta u_c(t+1)}{P_{t+1}}, \quad (5)$$

$$E_t \frac{u_m(t+1)}{P_{t+1}} = E_t \frac{u_c(t+1)}{P_{t+1}} (R_t^d - 1). \quad (6)$$

2.2 Production

The production sector is composed of a continuum of firms, indexed by $i \in [0, 1]$. Each firm is endowed with a stochastic technology that transforms $N_{i,t}$ units of labor into $\omega_{i,t} A_t N_{i,t}$ units of output. The random variable $\omega_{i,t}$ is i.i.d. across time and across firms, with distribution Φ , density ϕ and mean one. A_t is an AR (1) aggregate productivity shock. The shock $\omega_{i,t}$ is private information, but its realization can be observed by the financial intermediary at the cost of a share μ of the firm's output.

The firms decide in the assets market at $t-1$ the amount of internal funds to be available in period t , $Z_{i,t-1}$. Lending occurs through the financial intermediary. The existence of aggregate shocks occurring during the duration of the contract implies that the intermediary's return from the lending activity is not safe, regardless of its ability to differentiate across the continuum of firms facing i.i.d. shocks. We assume the existence of a deposit insurance scheme that the government implements by completely taxing away the intermediary's profits whenever the aggregate shock is relatively high, and by providing subsidies up to the point where profits are zero when the aggregate shock is relatively low. Such policy guarantees that the intermediary is always able to repay the safe return to the household, thus insuring households' deposits from aggregate risk.

2.2.1 The financial contract

The firms must pay wages before receiving the sales from production. They have to bring in nominal funds from the previous period in order to do so. This amounts to having the firms

decide the wage bill in advance. Each firm is, thus, restricted to hire and pay wages according to

$$W_t N_{i,t} \leq X_{i,t-1}, \quad (7)$$

where $X_{i,t-1}$ are total funds, internal plus external, decided at the assets market in period $t-1$, to be available in period t . The firms have internal funds $Z_{i,t-1}$ and borrow $X_{i,t-1} - Z_{i,t-1}$.

The loan contract stipulates a payment of $R_{i,t-1}^l (X_{i,t-1} - Z_{i,t-1})$, where $R_{i,t-1}^l$ is not contingent on the state at t , when the firm is able to meet those payments, i.e. when $\omega_{i,t} \geq \bar{\omega}_{i,t}$, where $\bar{\omega}_{i,t}$ is the minimum productivity level such that the firm is able to pay the fixed return to the bank, so that

$$P_t A_t \bar{\omega}_{i,t} N_{i,t} = R_{i,t-1}^l (X_{i,t-1} - Z_{i,t-1}). \quad (8)$$

Otherwise the firm goes bankrupt, and hands out all the production $P_t A_t \omega_{i,t} N_{i,t}$. In this case, a constant fraction μ_t of the firm's output is destroyed in monitoring, so that the bank gets $(1 - \mu_t) P_t A_t \omega_{i,t} N_{i,t}$.

Define the average share of production accruing to the firms, after the repayment of the debt, and to the bank, , respectively, as

$$f(\bar{\omega}_{i,t}) = \int_{\bar{\omega}_{i,t}}^{\infty} (\omega_{i,t} - \bar{\omega}_{i,t}) \Phi(d\omega). \quad (9)$$

and

$$g(\bar{\omega}_{i,t}; \mu_t) = \int_0^{\bar{\omega}_{i,t}} (1 - \mu_t) \omega_{i,t} \Phi(d\omega) + \int_{\bar{\omega}_{i,t}}^{\infty} \bar{\omega}_{i,t} \Phi(d\omega). \quad (10)$$

Total output is split between the firm, the bank, and monitoring costs

$$f(\bar{\omega}_{i,t}) + g(\bar{\omega}_{i,t}; \mu_t) = 1 - \mu_t G(\bar{\omega}_{i,t}),$$

where $G(\bar{\omega}_{i,t}) = \int_0^{\bar{\omega}_{i,t}} \omega_{i,t} \Phi(d\omega)$. On average, $\mu_t G(\bar{\omega}_{i,t})$ of output is lost in monitoring.

The optimal contract is a vector $(R_{i,t-1}^l, X_{i,t-1}, \bar{\omega}_{i,t}, N_{i,t})$ that solves the following problem: Maximize the expected production accruing to firms, after repaying the debt,

$$\max E_{t-1} [f(\bar{\omega}_{i,t}) P_t A_t N_{i,t}]$$

subject to

$$W_t N_{i,t} \leq X_{i,t-1} \quad (11)$$

$$E_{t-1} [g(\bar{\omega}_{i,t}; \mu_t) P_t A_t N_{i,t}] \geq R_{t-1}^d (X_{i,t-1} - Z_{i,t-1}) \quad (12)$$

$$E_{t-1} [f(\bar{\omega}_{i,t}) P_t A_t N_{i,t}] \geq R_{t-1}^d Z_{i,t-1} \quad (13)$$

where $g(\bar{\omega}_{i,t}; \mu_t)$ and $f(\bar{\omega}_{i,t})$ are given by (10) and (9), respectively, and $\bar{\omega}_{i,t}$ is given by (8).⁶

The informational structure in the economy corresponds to a costly state verification (CSV) problem. The optimal contract maximizes the entrepreneur's expected return subject to the borrowing constraint for firms, (11), the financial intermediary receiving an amount not lower on average than the repayment requested by the household (the safe return on deposits), (12), and the entrepreneur being willing to sign the contract, (13).

The decisions on $X_{i,t-1}$ and $Z_{i,t-1}$ are made in period $t-1$ at the assets market. We can replace $N_{i,t} = \frac{X_{i,t-1}}{W_t}$ and divide everything by $X_{i,t-1}$ to get

$$\max E_{t-1} \left[\frac{P_t A_t}{W_t} X_{i,t-1} f(\bar{\omega}_{i,t}) \right] \quad (14)$$

subject to

$$E_{t-1} \left[\frac{P_t A_t}{W_t} g(\bar{\omega}_{i,t}; \mu_t) \right] \geq R_{t-1}^d \left(1 - \frac{Z_{i,t-1}}{X_{i,t-1}} \right) \quad (15)$$

$$E_{t-1} \left[\frac{P_t A_t}{W_t} f(\bar{\omega}_{i,t}) \right] \geq R_{t-1}^d \frac{Z_{i,t-1}}{X_{i,t-1}} \quad (16)$$

where $f(\bar{\omega}_{i,t})$ and $g(\bar{\omega}_{i,t}; \mu_t)$ are given by (10) and (9), respectively, and, using (8), which can be rewritten as $\bar{\omega}_{i,t} = \frac{R_{i,t-1}^l}{\frac{P_t A_t}{W_t}} \left(1 - \frac{Z_{i,t-1}}{X_{i,t-1}} \right)$.

Given that $Z_{i,t-1}$ is exogenous to this problem and is predetermined, we can multiply and divide the objective by $Z_{i,t-1}$, so that the problem is written in terms of $\frac{Z_{i,t-1}}{X_{i,t-1}}$, $R_{i,t-1}^l$, and $\bar{\omega}_{i,t}$, only. The objective and the constraints of the problem are the same for all firms. The only firm specific variable would be $Z_{i,t-1}$ in the objective, but this would be irrelevant for the maximization problem. Hence, the solution for $\frac{Z_{i,t-1}}{X_{i,t-1}}$, $R_{i,t-1}^l$, and $\bar{\omega}_{i,t}$ is the same across firms.

Name $z_{t-1} \equiv \frac{Z_{i,t-1}}{X_{i,t-1}}$ and $v_t \equiv \frac{P_t A_t}{W_t}$. We can then rewrite $\bar{\omega}_{i,t}$, using (8), as

$$\bar{\omega}_{i,t} \equiv \bar{\omega}_t = \frac{R_{t-1}^l (1 - z_{t-1})}{v_t}. \quad (17)$$

⁶The problem is written under the assumption that it is optimal to produce, rather than just hold the funds. The contract also specifies what happens if the firm does not produce. If, in case the firm does not produce, the bank takes all the funds, then the firm will produce. This is optimal for both the firm and the bank as long as $P_t A_t N_{i,t} \geq X_{i,t-1}$. If it is optimal to produce, then the financial constraint (11) holds with equality, so that it is optimal to produce as long as $\frac{P_t A_t}{W_t} \geq 1$. As long as the economy is sufficiently away from the first best without financial costs, this condition should be satisfied.

This condition, defining the bankruptcy threshold, together with the first-order conditions of the optimal contract problem that can be written as⁷

$$E_{t-1} [v_t f(\bar{\omega}_t)] = \frac{R_{t-1}^d}{1 - \frac{E_{t-1}[\mu_t \bar{\omega}_t \phi(\bar{\omega}_t)]}{E_{t-1}[1 - \Phi(\bar{\omega}_t)]}} z_{t-1} \quad (18)$$

and

$$E_{t-1} [v_t g(\bar{\omega}_t; \mu_t)] = R_{t-1}^d (1 - z_{t-1}) \quad (19)$$

characterize the optimal $(R_{t-1}^l, z_{t-1}, \bar{\omega}_t)$.

2.3 Entrepreneurs

The assumptions on the entrepreneurs are as in Carlstrom et al. (2009). Entrepreneurs die with probability γ_t . They have linear preferences over consumption with rate of time preference β^e . At the time of death, the funds of the entrepreneurs are seized and transferred to the households. We assume β^e sufficiently high so that the return on internal funds is always higher than the preference discount, adjusted for the steady state probability of death, $\frac{1}{\beta^e(1-\gamma)}$. It follows that the entrepreneurs postpone consumption indefinitely. When entrepreneurs die, or go bankrupt, they are reborn, or restart, with ε funds, that can be made arbitrarily small, transferred to them from the households.

The accumulation of internal funds is given by

$$Z_t = f(\bar{\omega}_t) P_t A_t N_t - T_t^e, \quad (20)$$

The tax revenues are

$$T_t^e = \gamma_t f(\bar{\omega}_t) P_t A_t N_t. \quad (21)$$

They are transferred to the households or used for government consumption. The accumulation of funds can then be written as

$$Z_t = (1 - \gamma_t) f(\bar{\omega}_t) \frac{v_t}{z_{t-1}} Z_{t-1}. \quad (22)$$

In the steady state the real assets of the entrepreneurs must be constant. This means that the net return, after taxes, must be zero. This implies that the coefficient β^e must be greater than one. However, the rate of time preference, adjusted for the probability of death is still less than one, $\beta^e (1 - \gamma) < 1$.

⁷This is shown in Appendix A.1

2.4 Government

The budget constraint of the government at period t is

$$M_t^s + E_t Q_{t,t+1} S_{t+1}^s \geq S_t^s + M_{t-1}^s + g P_t A_t N_t [1 - \mu_t G(\bar{\omega}_t)] - T_t, \quad (23)$$

where $T_t = T_t^h + T_t^e$, M_t^s and S_{t+1}^s are the supply of money and state contingent assets, respectively. We assume that government consumption is a share g of production net of the monitoring costs.

2.5 Equilibria

The equilibrium conditions are given by equations (3)-(6), (7) holding with equality, (17), (18), (19),

$$Z_{i,t} = z_t X_{i,t}, \quad (24)$$

together with (22), the resource constraints

$$c_t = (1 - g) A_t N_t [1 - \mu_t G(\bar{\omega}_t)], \quad (25)$$

and the remaining market clearing conditions

$$M_t + Z_t = M_t^s$$

$$S_t = S_t^s$$

$$D_t = X_t - Z_t,$$

$$\int N_{i,t} di = N_t = n_t$$

where $\int Z_{i,t} di = Z_t$, $\int X_{i,t} di = X_t$, and where $f(\bar{\omega}_t)$ and $g(\bar{\omega}_t; \mu_t)$ are given by (9) and (10), respectively, with $\bar{\omega}_t$ replacing $\bar{\omega}_{it}$.

Aggregating across firms and imposing market clearing, we can write conditions (7) and (24) as

$$\frac{Z_{t-1}}{P_t} = z_{t-1} \frac{A_t}{v_t} n_t.$$

and

$$z_t = \frac{Z_t}{X_t}, \quad (26)$$

We can also use the definition of v_t in equation (3), (18) and (19), and combine these last two equations, together with $f(\bar{\omega}_t) = 1 - \mu_t G(\bar{\omega}_t) - g(\bar{\omega}_t; \mu_t)$, to obtain

$$E_{t-1} \left[\frac{u_c(t) A_t}{\alpha} \left[1 - \mu_t G(\bar{\omega}_t) - f(\bar{\omega}_t) \frac{E_{t-1} [\mu_t \bar{\omega}_t \phi(\bar{\omega}_t)]}{E_{t-1} [1 - \Phi(\bar{\omega}_t)]} \right] \right] = R_{t-1}^d, t \geq 1. \quad (27)$$

The equilibrium conditions are summarized in Appendix A.2, where we also show that, given a set path for the price level, there is a unique equilibrium for all the other variables. For our purposes, we do not need to be explicit about how monetary policy is conducted in order to pin down a unique path for the price level and therefore a unique equilibrium for the real allocations.⁸

2.6 Optimal policy

We consider optimal Ramsey policy, with commitment. The objective is to maximize the welfare of the households. The entrepreneurs always consume zero, and therefore their weight in the welfare function does not matter.⁹ The assumption of commitment is relevant since the Ramsey policy is not time consistent. At time zero it is possible to use price level policy to, once and for all, lower the distortion associated with the costly state verification and limited internal funds. We abstract from the optimal policy at time zero, in accordance with the timeless perspective in Woodford (2003).

We have assumed that government consumption is a share of production net of monitoring costs. This assumption has important implications for the optimal average nominal interest rate. Since a share of resources g are wasted, it is optimal to distort production at a rate that is approximately equal to g . When $g = 0$,¹⁰ we can show analytically that the Friedman rule is optimal in the steady state, $R^d = 1$.¹¹

The Friedman rule is also optimal in response to shocks, in the calibrated version we analyze below.¹² When $g > 0$, it is optimal to distort the consumption-leisure margin, even if lump-sum

⁸That is an issue that is behind the scope of this paper and is present in every monetary model.

⁹The alternative approach would be to assume that entrepreneurs also consume and to give them a weight in the welfare function. The weights would be arbitrary, like ours, but the results are much harder to interpret, because they involve distribution considerations across the different agents, that are not particularly interesting in this set up.

¹⁰If the level, and not the share, of government consumption was exogenous, the results would be as in the case of $g = 0$.

¹¹This would not be the case in general if, instead, entrepreneurs were consuming. Inflation could be used to distribute across the two types of agents.

¹²This is the case if shocks are small, but not necessarily otherwise.

taxes are available. Since the nominal interest rate acts as a consumption tax, it is optimal to set it higher than zero.

Setting the nominal interest rate does not exhaust monetary policy. Because the funds are nominal and predetermined, there is still a role for policy. For instance, in response to a technology shock, the optimal price level policy is aimed at keeping the nominal wage constant. The price level adjusts so that the real wage moves with productivity. As a result, labor does not move, wages do not move, and therefore nominal predetermined funds are ex-post optimal.

2.6.1 Optimal steady-state policy

In order to show that, when $g = 0$, the Friedman rule is optimal in the steady state, we first show that steady-state bankruptcy rates are independent of monetary policy.

These are the steady state conditions determining R^d , v , b , $\bar{\omega}$, and R^l , for given gross inflation Π which is determined by policy:

$$\frac{1}{\beta} = \frac{R^d}{\Pi} \quad (28)$$

$$vf(\bar{\omega}) = \frac{R^d}{1 - \mu \frac{\bar{\omega}\phi(\bar{\omega})}{1-\Phi(\bar{\omega})}} z \quad (29)$$

$$vg(\bar{\omega}) = R^d(1 - z) \quad (30)$$

$$\Pi = (1 - \gamma) f(\bar{\omega}) \frac{v}{z} \quad (31)$$

$$\bar{\omega} = \frac{R^l(1 - z)}{v} \quad (32)$$

The first condition is the Euler equation, (5), in the steady state. The second and third conditions are the steady state conditions of the contract, (18) and (19). The fourth condition is the condition for the accumulation of internal funds in the steady state, (22), meaning that the growth rate of internal funds has to be equal to inflation in order for real internal funds to remain constant. Finally, the last condition is the definition of the bankruptcy threshold, (17), in the steady state.

From these conditions it is clear that higher average inflation in this economy is transmitted one-to-one to the deposit rate, and also one-to-one to the lending rate. The mark up, v , increases, and consumption goes down, because of the intratemporal distortion created by the

higher opportunity cost of funds for the firms. Higher average inflation does not affect the conditions of the contract so that the bankruptcy rate and the leverage rate are unchanged. Average inflation is neutral as far as those financial variables are concerned.

Using conditions (28)-(31), we can write

$$\frac{1 - \gamma}{\beta} = 1 - \frac{\mu \bar{\omega} \phi(\bar{\omega})}{1 - \Phi(\bar{\omega})}, \quad (33)$$

and

$$\frac{f(\bar{\omega})}{g(\bar{\omega})} = \frac{\frac{z}{1-z}}{1 - \mu \frac{\bar{\omega} \phi(\bar{\omega})}{1 - \Phi(\bar{\omega})}} \quad (34)$$

that determine $\bar{\omega}$ and z , independently of average inflation, and

$$\Pi = (1 - \gamma) f(\bar{\omega}) \frac{\frac{A u_c}{\alpha}}{z}$$

that determines c , given Π . In the log case, an increase in Π , leaves $\bar{\omega}$ and z unchanged and lowers consumption in the same proportion. Labor does not move.

In the steady state the real value of the assets of the entrepreneurs cannot grow. If entrepreneurs do not consume, this means that their rates of return must be fully taxed. This is what happens in this set up. In order for the entrepreneurs to be willing to postpone consumption while their return is fully taxed it must be that β^e is higher than, even if arbitrarily close to, one. The rate of time preference adjusted for the probability of death, $\beta^e (1 - \gamma)$ is still less than one.

The equilibrium restrictions in the steady state can be simplified to the implementability condition

$$\frac{u_c A}{\alpha} = \frac{R^d}{1 - \mu G(\bar{\omega}) - f(\bar{\omega}) \frac{\mu \bar{\omega} \phi(\bar{\omega})}{1 - \Phi(\bar{\omega})}}, \quad (35)$$

the condition that $\bar{\omega}$ does not depend on policy, (33), and the resource constraint,

$$(1 - g) AN [1 - \mu G(\bar{\omega})] = c, \quad (36)$$

together with the implicit restriction that the nominal interest rate cannot be negative, $R^d \geq 1$. The objective is to maximize the steady-state utility $u(c) - \alpha n$, subject to those restrictions.

We consider first the case where $g = 0$. For an exogenous $\bar{\omega}$ given by (33), suppose we were to maximize utility, subject to the steady-state resource constraint (36) only. Then, optimality would require that

$$\frac{u_c A}{\alpha} = \frac{1}{1 - \mu G(\bar{\omega})}.$$

From (35), this could only be satisfied if either $\mu = 0$ or $\bar{\omega} = 0$, and $R^d = 1$. When credit frictions are present, and $f(\bar{\omega}) \frac{\mu \bar{\omega} \phi(\bar{\omega})}{1 - \Phi(\bar{\omega})} \neq 0$, there is a reason to subsidize consumption, which in this economy can only be done by reducing the nominal interest rate. Since $R^d \geq 1$, it is optimal to set $R^d = 1$, as a corner solution. The Friedman rule is optimal.

How can we interpret the optimal subsidy? The subsidy is a second best response to the restriction on the accumulation of internal funds. If $b = 1$, there would be no need for external financing and

$$\bar{\omega} = \frac{R^l (1 - b)}{v} = 0.$$

Since

$$\frac{u_c A}{\alpha} = \frac{R^d}{1 - \mu G(\bar{\omega}) - \mu f(\bar{\omega}) \frac{\bar{\omega} \phi(\bar{\omega})}{1 - \Phi(\bar{\omega})}} = R^d,$$

then

$$R^d = R^l = 1$$

would be exactly optimal, and there would be no reason to subsidize. The scarcity of internal funds is a second best restriction that justifies the subsidy to production.

With g sufficiently greater than zero it is optimal to tax on average. The same argument as above cannot go through. The optimal condition just using the resource constraint would require that

$$\frac{u_c A}{\alpha} = \frac{1}{(1 - g) [1 - \mu G(\bar{\omega})]}. \quad (37)$$

In spite of the reason to subsidize, due to $f(\bar{\omega}_t) \frac{\mu \bar{\omega}_t \phi(\bar{\omega}_t)}{1 - \Phi(\bar{\omega}_t)}$, if g is high enough, it is optimal to tax. Then, as we show in the simulations below, it will be optimal to tax at different rates, in response to shocks.

2.6.2 Optimal cyclical policy

When $g = 0$, in the calibrated version we analyze below, the Friedman rule is optimal also in response to shocks. From condition (27), at the lower bound, we obtain

$$E_{t-1} \left[\frac{u_c(t) A_t}{\alpha} \left[1 - \mu_t G(\bar{\omega}_t) - f(\bar{\omega}_t) \frac{E_{t-1} [\mu_t \bar{\omega}_t \phi(\bar{\omega}_t)]}{E_{t-1} [1 - \Phi(\bar{\omega}_t)]} \right] \right] = 1. \quad (38)$$

This condition provides some intuition on what is at stake for optimal policy. $\frac{u_c(t) A_t}{\alpha}$ is the wedge between the marginal rate of substitution and the marginal rate of transformation if the financial technology is not taken into account. The term $\frac{1}{1 - \mu_t G(\bar{\omega}_t) - f(\bar{\omega}_t) \frac{E_{t-1} [\mu_t \bar{\omega}_t \phi(\bar{\omega}_t)]}{E_{t-1} [1 - \Phi(\bar{\omega}_t)]}}$ is the

financial markup present in models with costly state verification. The wedge has to be equal to the financial markup, on average, but not always in response to shocks.

As the numerical results will show, for logarithmic preferences, the optimal policy in response to technology shocks is to fully stabilize the financial markup, therefore keeping bankruptcy rates constant, and setting the wedge equal to the constant financial markup. Given that the utility is logarithmic, consumption is proportional to the technology shock, which implies that labor does not move. From (11), we have that $X_{t-1} = \frac{P_t A_t}{v_t} N_t$. Since $N_t = N$, $v_t = v$, and X_{t-1} does not vary with shocks in t , it must be that the price level is inversely proportional to the technology shock. Since nominal funds are predetermined and labor does not move, the optimal policy is to keep the nominal wage constant and adjust the price level to the movements in the real wage.

One of the frictions in this economy is the predetermination of funds, which is a nominal rigidity. If this was the single friction, meaning that $\mu_t = 0$, and the nominal interest rate was zero, then condition (38) would be written as

$$E_{t-1} \left[\frac{u_c(t) A_t}{\alpha} \right] = 1. \quad (39)$$

The reason why this equilibrium is in expectation is precisely because of the predetermination of nominal assets. In this case the goal of policy would be to move the price level so that the mark up $\frac{u_c(t) A_t}{\alpha}$ would be exactly equal to one. Policy would be able to eliminate the single friction in the economy, neutralizing the nominal rigidity.¹³

The nominal rigidity associated with the predetermination of nominal assets can be eliminated, as well as the distortion associated with a positive nominal interest rate due to the restriction that wages must be paid before firms receive production. The financial friction associated with the costly state verification cannot be fully eliminated. This economy is in a second or third best, where these frictions interact.¹⁴ The financial distortion would justify subsidizing production which, given the zero bound on interest rates, is not possible. In response to shocks, specifically to shocks to technology, it may be optimal to neutralize the friction due to the predetermination of nominal assets, and to stabilize bankruptcy rates. In response to financial shocks, that is no longer the objective of policy.

¹³We expand on this in Section 4.

¹⁴The restriction that government spending is a share of production can also be seen as another distortion.

2.6.3 Debt deflation

What role does debt deflation play in this set up? To see this it is useful to go back to the expression for the bankruptcy threshold, (8), which can be written as

$$A_t \bar{\omega}_t N_{i,t} = \frac{R_{t-1}^l (X_{i,t-1} - Z_{i,t-1})}{P_t}.$$

Notice that debt deflation, through a decrease in the price level, P_t , for given $N_{i,t}$, implies an increase in the bankruptcy rate, $\bar{\omega}_t$. So the mechanism of debt deflation is present. However, using the condition that imposes that total funds must equal the wage bill

$$W_t N_{i,t} = X_{i,t-1}$$

it follows that

$$\frac{P_t A_t}{W_t} \bar{\omega}_t = R_{t-1}^l \left(1 - \frac{Z_{i,t-1}}{X_{i,t-1}} \right).$$

In the end what matters for bankruptcies is the markup: $v_t = \frac{P_t A_t}{W_t}$. High markups are associated with low bankruptcy rates.

It is possible that the price level goes down, the wage goes down in the same proportion, so that labor goes up, and nothing happens to bankruptcies.

3 Numerical results

The model calibration is very standard. We assume utility to be logarithmic in consumption and linear in leisure. Following Carlstrom and Fuerst (1997), we calibrate the volatility of idiosyncratic productivity shocks and the rate of accumulation of internal funds, $1 - \gamma_t$, so as to generate an annual steady state credit spread of approximately 2% and a quarterly bankruptcy rate of approximately 1%.¹⁵ The monitoring cost parameter μ is set at 0.15 following Levin et al. (2004).

In the rest of this section, we always focus on adverse shocks, i.e. shocks which tend to generate a fall in output. Impulse responses under optimal policy refer to an equilibrium in which policy is described by the first order conditions of a Ramsey planner deciding allocations for all times $t \geq 1$, but ignoring the special nature of the initial period $t = 0$. Responses under a Taylor rule refer to an equilibrium in which policy is set according to the following simple

¹⁵The exact values are 1.8% for the annual spread and 1.1% for the bankruptcy rate.

interest rate rule:

$$\widehat{R}_t = 1.5 \cdot \widehat{\pi}_t \tag{40}$$

where hats denote logarithmic deviations from the non-stochastic steady state.

In all cases, we only study the log-linear dynamics of the model.

3.1 Impulse responses under optimal policy

Optimal policy in the calibrated version of the model entails setting the nominal interest rate permanently to zero, as long as $g = 0$. This restriction is imposed when computing impulse responses.

3.1.1 Technology shocks: price stability is not optimal

Figure 1 shows the impulse response of selected macroeconomic variables to a negative, 1% technology shock under optimal policy. The variables are production $A_t N_t$ (designated by y_t), real internal funds $\frac{Z_{t-1}}{P_t}$ (designated by \bar{z}_t), and inflation $\frac{P_t}{P_{t-1}}$ (designated by π_t). Bankruptcy rates, markups, spreads, and leverage are not represented because there is no effect of the shock on those under the optimal policy.

It is important to recall that the model includes many features which could potentially lead to equilibrium allocations that are far from the first best: asymmetric information and monitoring costs; the predetermination of financial decisions; and the nominal denomination of debt contracts. At the same time, the presence of nominal predetermined contracts implies that monetary policy is capable of affecting allocations by choosing appropriate sequences of prices.

Figure 1 illustrates that optimal policy is able to replicate the first-best response of consumption and labor allocations to a technology shock.¹⁶ In response to the negative technology shock, since nominal internal and external funds are predetermined, optimal policy generates inflation for 1 period. As a result, the real value of total funds needed to finance production falls exactly by the amount necessary to generate the correct reduction in output.

In subsequent periods, the real value of total funds is slowly increased through a mild reduction in the price level. Along the adjustment path, leverage remains constant and firms make no losses. Consumption moves one-to-one with technology, while hours worked remain

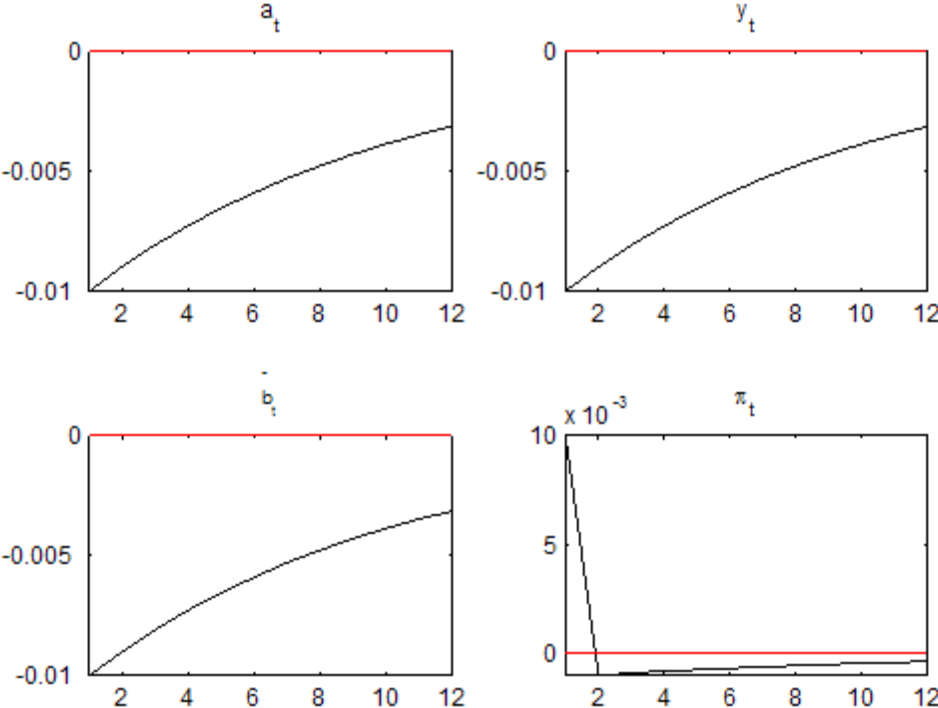
¹⁶The allocations are distorted, but the responses are as in the first best.

constant. With constant labor and an equilibrium nominal wage that stays constant, the restriction that funds are predetermined is not relevant. The price level adjusts so that the real wage is always equal to productivity. Since total funds are always at the desired level, the accumulation equation for nominal funds never kicks in.

The impulse responses in Figure 1 would obviously be symmetric after a positive technology shock. Hence, perfect price stability – i.e. an equilibrium in which the price level is kept perfectly constant at all points in time – is not optimal in our model (we show below that this is the case for all shocks, not just technology shocks). Short inflationary episodes are useful to help firms adjust their funds, both internal and external, to their production needs. In the case of technology shocks, this policy also prevents any undesirable fluctuations in the economy’s bankruptcy rate, financial markup, or the markup resulting from the predetermination of assets.

This result is robust to a number of perturbations of the model. It also holds if there are reasons not to keep the nominal interest rate at zero. And it holds in a model where internal and external funds are perfect substitutes.

Figure 1: Impulse responses to a negative technology shock under optimal policy



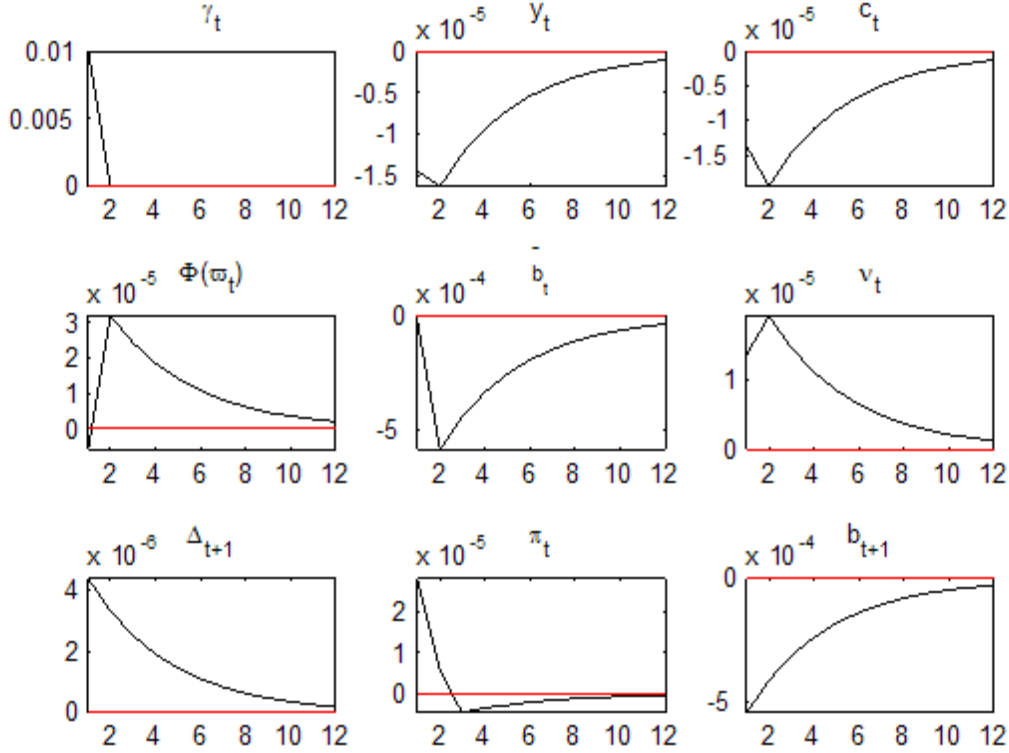
Note: Logarithmic deviations from the non-stochastic steady state. Correlation of the shock: 0.9.

3.1.2 Financial shocks

We can analyze the impulse responses to three types of financial shocks in our economy. The first is an increase in γ_t , namely a shock which generates an exogenous reduction in the level of internal funds. The second one is a shock to the standard deviation of idiosyncratic technology shocks, which amounts to an increase in the uncertainty of the economic environment. The third shock is an increase in the monitoring cost parameter μ_t .

We focus on the first shock. The other two shocks are analyzed in Appendix 3. The impulse responses to γ_t in Figure 2 are interesting because they generate at the same time a reduction in output and an increase in leverage – leverage can be defined as the ratio of external to internal funds used in production, i.e. as $1/z_t - 1$, and it is therefore negatively related to z_t . To highlight the different persistence of the effects of the shock, depending on the prevailing policy rule, we focus on a serially uncorrelated shock. The variables are, in addition to the ones in Figure 1, consumption, c_t , the share of firms that go bankrupt, $\Phi(\bar{\omega}_t)$, the markup, v_t , the spread between the lending and the deposit rate, $\Delta_{t+1} \equiv R_t^l - R_t^d$, and the ratio of internal to total funds $z_{t+1} = \frac{Z_t}{X_t}$.

Figure 2: Impulse responses to a fall in the value of internal funds under optimal policy



Note: Logarithmic deviations from the non-stochastic steady state. Serially uncorrelated shock.

The higher γ does not have an effect on funds on impact because of the predetermination of financing decisions, but it represents a fall in internal funds at $t + 1$, which leads to an increase in firms' leverage.

We will see below that under a Taylor rule this shock brings about a period of deflation, which would be quite persistent if the original shock were also persistent. The optimal policy response, instead, is to create a short-lived period of inflation. The impact increase in the price level lowers the real value of total funds, so as to decrease labor and production levels. Mark ups increase on impact, as output and consumption decrease, so that the future cut in internal funds can be partially offset. The higher profits allow firms to quickly start rebuilding their internal funds. The adjustment process is essentially complete after 3 years. When consumption starts growing towards the steady state, the real rate must increase. For given nominal interest rate, there must be a period of mild deflation.

3.2 Taylor rule policy

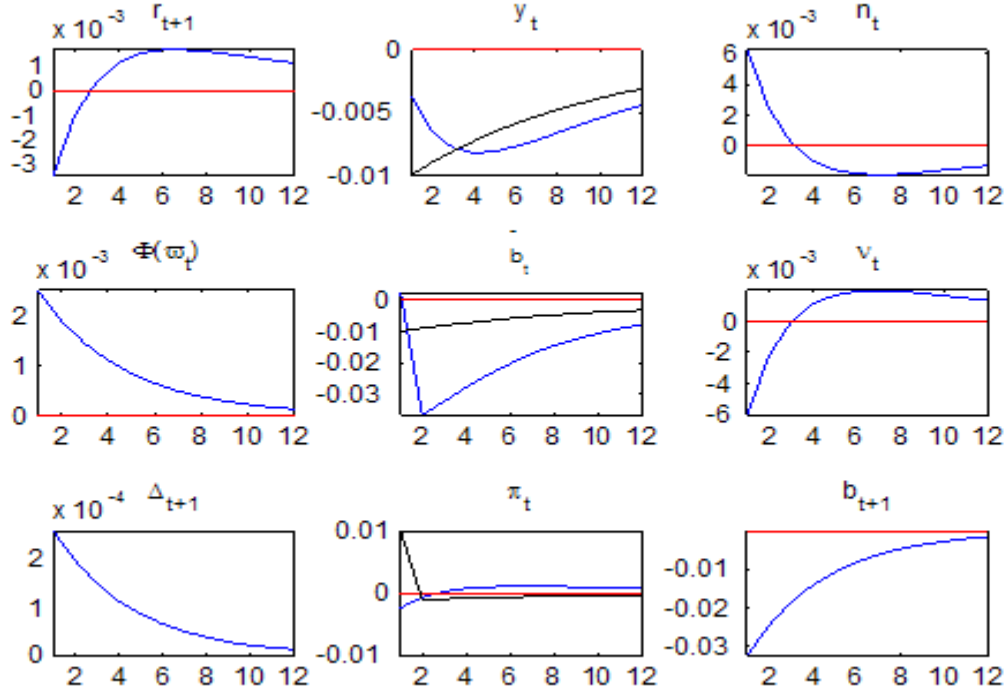
We now compare the impulse responses under optimal policy with those in which policy follows the simple Taylor rule in equation (40).

3.2.1 Technology shocks and the cyclicalities of bankruptcies

In response to a negative technology shock, the simple Taylor rule tries to stabilize inflation (see Figure 3). The large amount of nominal funds that firms carry over from the previous period, therefore, has high real value. Given the available funds, firms hire more labor and the output contraction is relatively small, compared to what would be optimal at the new productivity level. As a result, the wage share increases and firms make lower profits, hence they must sharply reduce their internal funds. Leverage goes up, and so do the credit spread and the bankruptcy rate. In the period after the shock, firms start accumulating funds again, but accumulation is slow and output keeps falling for a whole year after the shock. It is only in the second year after the shock that the recovery begins.

Figure 3 illustrates how our model is able to generate realistic, cyclical properties for the credit spread and the bankruptcy ratio. An increase in bankruptcies is almost a definition of recession in the general perception, while the fact that credit spreads are higher during NBER recession dates is documented, for example, in Levin et al. (2004). Generating the correct cyclical relationship between credit spreads, bankruptcies and output is not straightforward in models with financial frictions. For example, spreads are unrealistically procyclical in the Carlstrom and Fuerst (1997, 2000) framework. The reason is that firms' financing decisions are state contingent in those papers. Firms can choose how much to borrow from the banks *after* observing aggregate shocks. Should a negative technology shock occur, they would immediately borrow less and try to cut production. This would avoid large drops in their profits and internal funds, so that their leverage would not increase. As a result, bankruptcy rates and credit spreads could remain constant or decrease during the recession.

Figure 3: Impulse responses to a negative technology shock under a Taylor rule



Note: Logarithmic deviations from the non-stochastic steady state. Correlation of the shock: 0.9. The blue lines indicate impulse responses under the Taylor rule; the black lines report the impulse responses under optimal policy already shown in Figure 1.

In our model, economic outcomes are reversed because of the pre-determination in financial decisions. Firms' loans are no-longer state contingent, hence they cannot be changed after observing aggregate shocks. This assumption implies that firms are constrained in their impact response to disturbances. After a negative technology shock, firms find themselves with excessive funds and their profits will fall because production levels do not fall enough. The reverse would happen during an expansionary shock, when production would initially increase too little and profits would be high.

The model also generates a realistically hump-shaped impulse response of output and consumption without the need for additional assumptions, such as habit persistence in households' preferences. Once a shock creates the need for changes in internal funds, these changes can only take place slowly. Compared to the habit persistence assumption, our model implies that the hump-shape in impulse responses is policy-dependent. After a technology shock, optimal

policy keeps internal funds at their optimal level at any point in time. Firms do not need to accumulate, or decumulate, internal funds, and, as a result, the hump in the response of output and consumption disappears.

The Taylor rule is associated with a small deflation on impact in response to the negative technology shock. We now explain why this is the case. If the Taylor rule coefficient was higher, the deviation from price stability would be smaller. Suppose now that the coefficient is indeed very large. The outcome would then be very close to price stability. With price stability, if there was a negative technology shock, the real level of funds would be too high, meaning that production would be too high, and therefore consumption would not come down on impact as much as it should. Instead it would come down in a hump-shape manner. Now can this happen with a small inflation? No, because if there was a small inflation, the nominal rate would be very large, the real rate would also be very large, and consumption could not be hump-shaped.

In this case, in response to a technology shock, since the optimal policy would be to inflate on impact, and the Taylor rule would generate deflation, the higher is the coefficient on the Taylor rule, the closer would the Taylor rule be to optimal policy. Still even with a very high coefficient, the Taylor rule would not deliver the optimal inflation on impact. This discussion is related to the results in Gilchrist and Leahy (2002) and Faia and Monacelli (2007) where they show that the Taylor rule with a high coefficient delivers outcomes close to the optimal ones. The reason for their results is that they also assume there are sticky prices, and in that environment, price stability is optimal.

3.2.2 Shocks to the value of internal assets

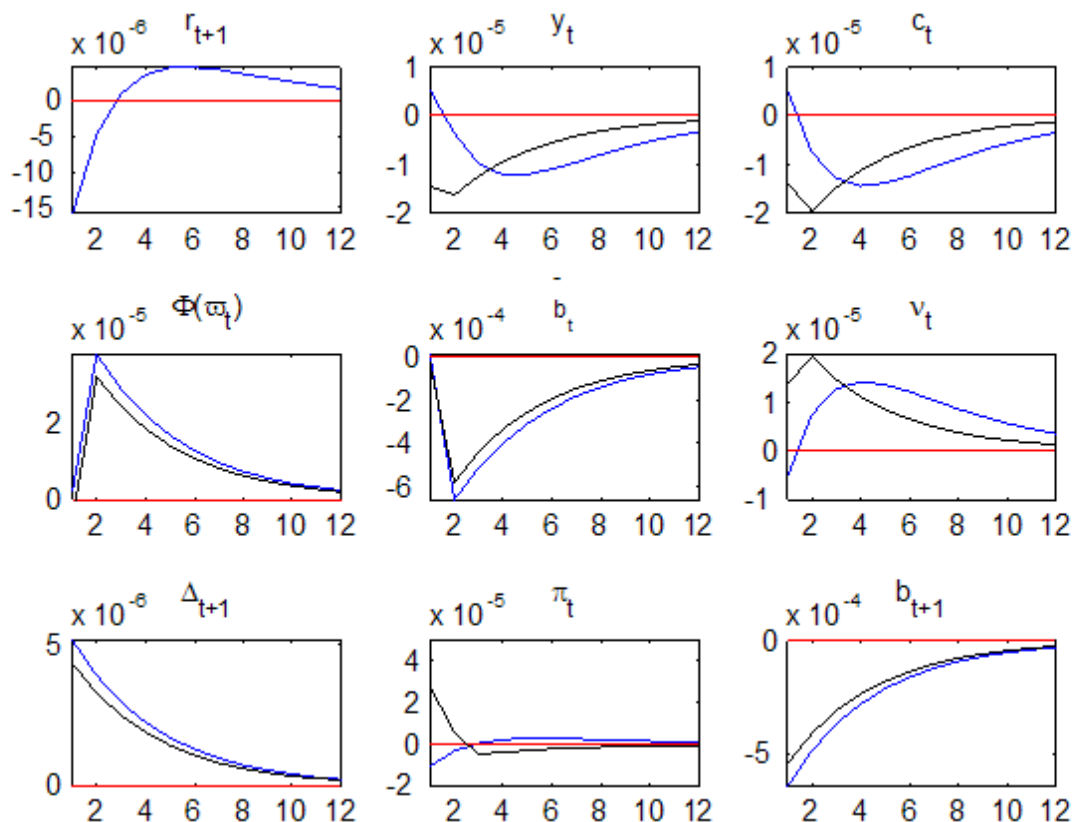
Contrary to the optimal policy case, under a Taylor rule this shock leads to a fall, rather than an increase, in the price level.

The situation in which firms' leverage increase and deflation ensues is akin to the "initial state of over-indebtedness" described in Fisher (1933). In Fisher's theory, firms try to de-leverage through a fast debt liquidation and the selling tends to drive down prices. If monetary policy accommodates this trend, the price level also falls and the real value of firms liabilities increase further, leading to even higher leverage and further selling.

In our model, over-indebtedness and leverage are also exacerbated by deflation, but the mechanics of the model are different (see Figure 4). The progressive increase in leverage

leads to an increase in the economy's bankruptcy rate, and a protracted fall in consumption. This, in turn, is associated with a fall in the real interest rate which, given the policy rule, is implemented through a cut in the nominal rate in spite of a small deflationary period. De-leveraging occurs through an accumulation of assets, rather than a liquidation of debt. However, the de-leveraging process is very slow and consumption is still away from the steady state three years after the shock. Compared to the optimal policy case, the recession is more persistent and it comes at the cost of a higher bankruptcy rate and a higher credit spread.

Figure 4: Impulse responses to a fall in the value of internal assets under a Taylor rule



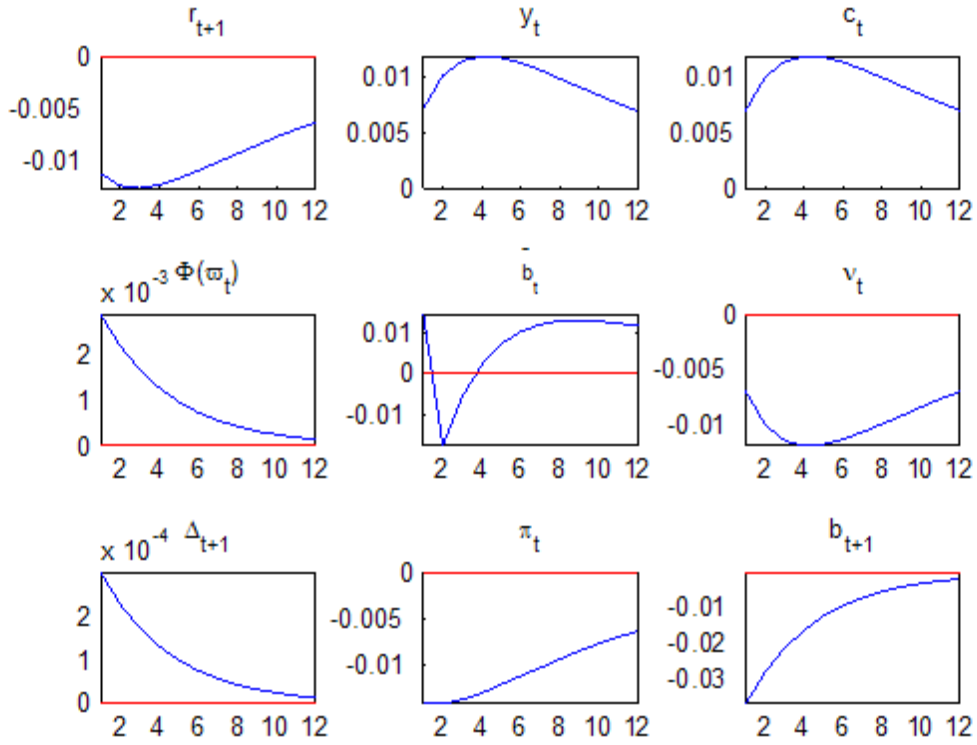
Note: Logarithmic deviations from the non-stochastic steady state. The shock is serially uncorrelated. The blue lines indicate impulse responses under the Taylor rule; the black lines report the impulse responses under optimal policy already shown in Figure 2.

3.2.3 Policy shocks

Figure 5 shows the impulse responses to a serially correlated shock to the Taylor rule, corresponding to a cut in the policy rate.

The shock is useful to illustrate the general features of the "monetary policy transmission mechanism" in this model. These are characterized by the slow mechanism of accumulation of internal funds, which produces very persistent responses in all variables.

Figure 5: Impulse responses to a monetary policy shock



Note: Logarithmic deviations from the non-stochastic steady state. Correlation of the shock: 0.9.

The shock generates an immediate fall in the price level which boosts the real value of firms' nominal funds and induces a boom in production and consumption through an increase in employment higher real wages. Since leverage is predetermined in the first period, the higher production level brings about an increase in the bankruptcy rate. Profits fall and, after one period, firms find themselves short of internal funds and start rebuilding them. The adjustment process is very slow. Three years after the shock, output, consumption and employment are still far away from the steady state.

3.3 Optimal policy when a non-zero interest rate is optimal

In this section, we explore to which extent the optimal policy recommendations described above are affected by the fact that the nominal interest rate is kept constant at zero. In the calibration, we keep all other parameters unchanged, but we assume there is a fixed share of government consumption $g = 0.02$ in the steady state. As discussed above, the optimal steady

state level of the nominal interest rate increases proportionately. That is the reason why we consider g to be a small number, because it will correspond to a relatively small nominal interest rate. As a result, there is also an increase in the steady state level of the credit spread and of the bankruptcy rate.¹⁷

3.3.1 Technology shocks

In spite of the availability of the nominal interest rate as a policy instrument, the optimal response to a technology shock is the same as before. As already discussed, policy is able to replicate the same response of the allocations which would be attained in a frictionless model even when the nominal interest rate must be kept constant (at zero). There are therefore no reasons to deviate from that policy even if the nominal interest rate can be moved.

3.3.2 Financial shocks

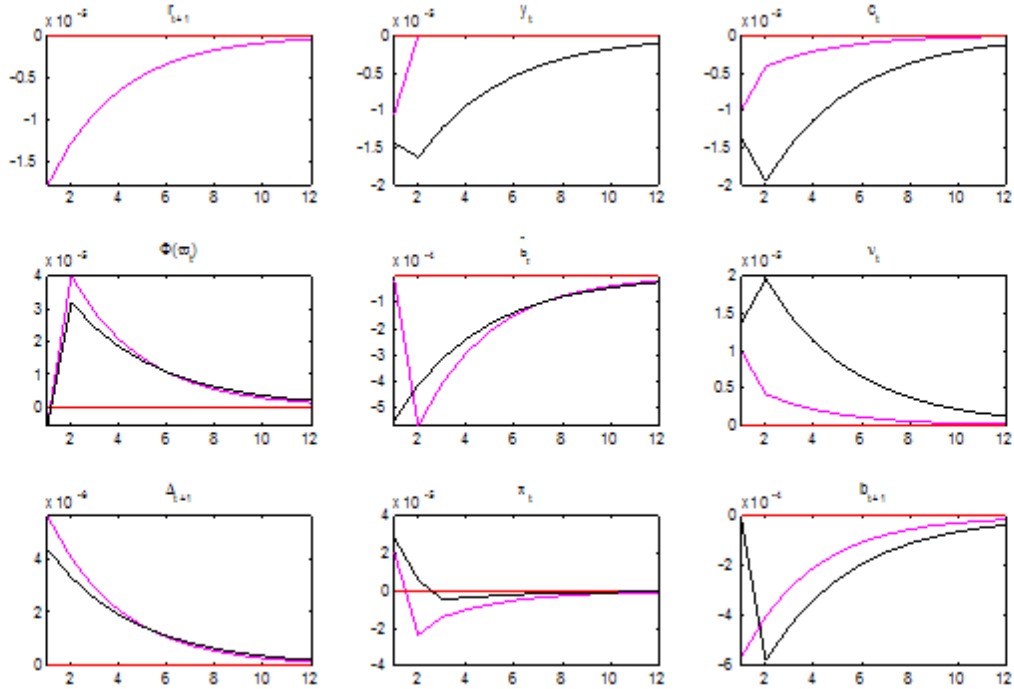
For all financial shocks, the flexibility of using the nominal interest rate allows policy to speed up the adjustment after financial shocks. The effect of these shocks on output is considerably mitigated. We illustrate this general result with a serially uncorrelated shock to γ .

The impulse responses to this shock under the optimal policy are shown in Figure 6, together with the impulse responses in the case where the Friedman rule is optimal. The most striking result is that the impact of this shock on output, which is persistently contractionary when the short term nominal rate is kept fixed at zero, is less contractionary and very short-lived when the interest rate can be reduced.

Given that output is at the steady state after an impact decrease, policy does not need to generate persistent inflation to kick-start the process of accumulation of nominal funds. It can improve credit conditions directly, by reducing the policy interest rate and therefore, loan rates. While the increase in the credit spread is larger here than in the case when the Friedman rule is optimal, the increase is offset by the reduction in the policy rate.

¹⁷In the steady state, the credit spread increases to 1.27% and the bankruptcy rate to 6.7%.

Figure 6: Impulse responses to a fall in the value of internal assets under optimal policy



Note: Logarithmic deviations from the non-stochastic steady state. Correlation of the shock: 0.9. The violet lines indicate impulse responses under optimal policy when $g > 0$; the black lines report the impulse responses under optimal policy already shown in Figure 2.

The effect on the other variables is comparable to the case in which the Friedman rule is optimal, but the adjustment process is much faster.

4 The case in which internal and external funds are perfect substitutes

In order to better understand the results of our general model, we analyze a simplified case in which assets are predetermined, but internal and external funds are perfect substitutes - i.e. monitoring costs are zero.

Even in the absence of asymmetric information and costly state verification, it is not optimal to maintain price stability at all times. Hence, the predetermination of assets and the nominal denomination of funds are responsible for the deviation from price stability under the optimal policy in the general model.

As before, setting the interest rate does not exhaust the room for policy. Indeed, following a technology shock, the optimal monetary policy induces movements in the price level that are inversely proportional to the shock. The real wage moves with productivity despite nominal wages being constant. Under log-linear preferences, labor does not move either, so that nominal predetermined funds are ex-post optimal.

Finally, we use this model to evaluate the role played by asymmetric information and monitoring costs in explaining business cycle fluctuations. We find that, although these imperfections play a quantitatively minor role in determining the cyclical behavior of non-financial variables, they tend to amplify the reaction of the economy to shocks.

4.1 Price stability is not optimal

We consider the case where $g > 0$, and high enough so that the borrowing constraint of firms is always binding. In the model with financial frictions this was not necessary since positive financial markups guaranteed that the constraint was binding.

The equilibrium conditions in this economy are given by (3)-(6), together with

$$R_{t-1}^l = R_{t-1}^d = R_{t-1}, t \geq 1 \quad (41)$$

$$E_{t-1}[v_t] = R_{t-1}, t \geq 1$$

$$N_t = \frac{X_{t-1}}{W_t}, t \geq 0 \quad (42)$$

$$v_t = \frac{A_t P_t}{W_t}, t \geq 0 \quad (43)$$

$$c_t = (1 - g) A_t N_t, t \geq 0. \quad (44)$$

The implementability conditions restricting c_t , N_t , $t \geq 0$, and R_{t-1} , $t \geq 1$, are:

$$E_{t-1} \left[\frac{u_c(t) A_t}{\alpha} \right] = R_{t-1}, t \geq 1 \quad (45)$$

$$c_t = (1 - g) A_t N_t, t \geq 0 \quad (46)$$

Every equilibrium sequence for c_t , N_t , $t \geq 0$, and R_{t-1} , $t \geq 1$, in this set can be implemented. The other equilibrium conditions are satisfied by the choice of the remaining variables: (41) determine R_{t-1}^l and R_{t-1}^d , $t \geq 1$. For $t = 0$, given a value X_{-1} and an allocation c_0 and N_0 , (42) and (3) are satisfied by the choice of W_0 and P_0 . For $t \geq 1$, given an allocation c_t and N_t , and R_{t-1} , conditions (3), (5) and (42) are satisfied by the choice of W_t , P_t and X_{t-1} . There are

two contemporaneous conditions and one predetermined condition for two contemporaneous variables and one predetermined variable. (43) determines v_t ; (4) determines $Q_{t-1,t}^{-1}$, and (6) restricts m_t .

The restriction that government consumption is a constant share of production is a second-best restriction in this environment, implying the optimal use of proportionate taxation, even if lump-sum taxation is available. The optimal, second-best, allocation maximizes utility subject to the resource constraints

$$c_t \leq (1 - g) A_t N_t.$$

Optimality requires that

$$\frac{u_c(t)}{\alpha} = \frac{1}{(1 - g) A_t}, t \geq 0. \quad (47)$$

This optimal allocation can be implemented in this economy with predetermined assets, since it satisfies the implementability condition (45) when the interest rate is

$$R_{t-1} = E_{t-1} \left[\frac{1}{1 - g} \right], t \geq 1.$$

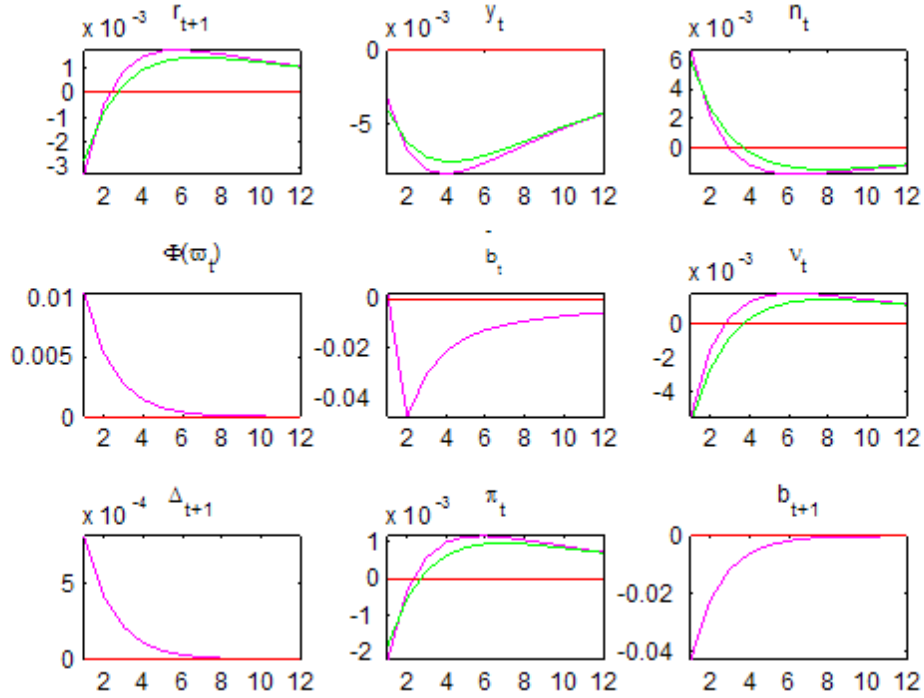
In this economy, monetary policy does much more than just setting the interest rate. Implementing the optimal allocation, requires moving the price level to adjust the real value of funds.

Under log-linear preferences, labor would not move in response to shocks to productivity, A_t . Since funds are predetermined, in (42), the wage rate could not move either and, from (3), the price level would have to be inversely proportional to consumption, or to the shocks to productivity.

4.2 The role of asymmetric information and monitoring costs

Figure 7 compares the reaction to a technology shock under the Taylor rule in the general model of section 2 and in this benchmark model. The figure shows that the differences between the two cases are not overwhelming, but the model with asymmetric information and monitoring costs tends to amplify business cycle fluctuations in response to shocks. Compared to the simple model (the green lines in Figure 7), the recession induced by a negative technology shock is deeper when accompanied by an increase in credit spreads and in the bankruptcy rate (the magenta lines). Employment fluctuations are also more pronounced and so is the volatility of inflation and of the policy interest rate.

Figure 7: Impulse responses to a negative technology shock under a Taylor rule



Note: Logarithmic deviations from the non-stochastic steady state. Correlation of the shock: 0.9. The green lines report the impulse responses in this benchmark model when $g > 0$; the magenta lines indicate impulse responses in our full model when $g > 0$.

5 Conclusions

The model described in this paper represents an attempt to clarify the policy incentives created by the nominal denomination of firms' debt. Our analysis is based on a number of simplifying assumptions and does not aim to provide quantitative policy prescriptions. Nevertheless, we highlight results that may be of relevance also in more general frameworks.

The first result is that maintaining price stability at all times is not optimal when firms' financial positions are denominated in nominal terms and debt contracts are not state-contingent. After a negative technology shock, for example, an impact increase in the price level stabilizes firms' leverage and allows for a more efficient economic response to the shock. This ability of monetary policy to influence the real value of firms' assets and liabilities derives from the assumption that, when shocks occur, financial contracts are predetermined. The policy response

through the price level is such that, in response to technology shocks, there is no need for the central bank to adjust the nominal interest rate.

A second result is that the optimal response to an exogenous reduction in internal funds, which amounts to an increase in firms' leverage, is to significantly reduce the nominal interest rate, if the nominal rate is not at its zero bound, and to engineer a short period of controlled inflation. Both policy responses have the advantages of mitigating the adverse consequences of the shock on bankruptcy rates and of allowing firms to quickly de-leverage.

Finally, we show that a simple Taylor-type rule would produce significantly different economic outcomes from those prevailing if policy is set optimally. For example, under a Taylor rule bankruptcy rates would increase during recessions, as it appears to be the case in the empirical evidence. Bankruptcy rates would instead be acyclical under optimal policy.

A Appendix

A.1 The financial contract

Consider the optimal financial contract problem that maximizes (14) subject to (15) and (16), where $g(\bar{\omega}_{i,t}; \mu_t)$ and $f(\bar{\omega}_{i,t})$ are given by (10) and (9), respectively, and $\bar{\omega}_{i,t} = \frac{R_{i,t-1}^l}{\frac{P_t A_t}{W_t}} \left(1 - \frac{Z_{i,t-1}}{X_{i,t-1}}\right)$.

The solution for $\frac{Z_{i,t-1}}{X_{i,t-1}}$, $R_{i,t-1}^l$, and $\bar{\omega}_{i,t}$ is the same across firms. Let $z_{t-1} \equiv \frac{Z_{i,t-1}}{X_{i,t-1}}$ and $v_t \equiv \frac{P_t A_t}{W_t}$. We can define the function $\bar{\omega}_{i,t} \equiv \bar{\omega}_t = \bar{\omega}(R_{t-1}^l, z_{t-1}; v_t)$ as

$$\bar{\omega}_t = \frac{R_{t-1}^l (1 - z_{t-1})}{v_t}. \quad (48)$$

We can rewrite the problem as

$$\max E_{t-1} \left[v_t \frac{1}{z_{t-1}} f \left(\bar{\omega} \left(R_{t-1}^l, z_{t-1}; v_t \right) \right) \right]$$

subject to

$$E_{t-1} \left[v_t g \left(\bar{\omega} \left(R_{t-1}^l, z_{t-1}; v_t \right); \mu_t \right) \right] \geq R_{t-1}^d (1 - z_{t-1}) \quad (49)$$

$$E_{t-1} v_t f \left(\bar{\omega} \left(R_{t-1}^l, z_{t-1}; v_t \right) \right) \geq R_{t-1}^d z_{t-1} \quad (50)$$

where the functions $g(\cdot; \mu_t)$ and $f(\cdot)$ are given by (10) and (9), respectively.

Define as $\lambda_{1,t-1}$ and $\lambda_{2,t-1}$ the Lagrangean multipliers of (49) and (50) respectively. Conjecturing that $\lambda_{2,t-1} = 0$, the first-order conditions are

$$E_{t-1} \left[-\frac{v_t}{z_{t-1}^2} f \left(\bar{\omega} \left(R_{t-1}^l, z_{t-1}; v_t \right) \right) + \frac{v_t}{z_{t-1}} f_2 \left(R_{t-1}^l, z_{t-1}; v_t \right) \right] + \lambda_{1t-1} E_{t-1} \left[v_t g_2 \left(R_{t-1}^l, z_{t-1}; v_t, \mu_t \right) + R_{t-1}^d \right] = 0$$

$$E_{t-1} \left[\frac{v_t}{z_{t-1}} f_1 \left(R_{t-1}^l, z_{t-1}; v_t \right) \right] + \lambda_{1t-1} E_{t-1} \left[g_1 \left(R_{t-1}^l, z_{t-1}; v_t, \mu_t \right) v_t \right] = 0$$

$$E_{t-1} g \left(\bar{\omega} \left(R_{t-1}^l, z_{t-1}; v_t \right); \mu_t \right) v_t = R_{t-1}^d (1 - z_{t-1})$$

where f_j and g_j , with $j = 1, 2$, are the derivatives of f and g with respect to the first and second argument of the function $\bar{\omega} \left(R_{t-1}^l, z_{t-1}; v_t \right)$.

We can rewrite these conditions as

$$\lambda_{1t-1} R_{t-1}^d z_{t-1} = E_{t-1} \left[\frac{v_t}{z_{t-1}} f \left(\bar{\omega} \left(R_{t-1}^l, z_{t-1}; v_t \right) \right) \right],$$

$$R_{t-1}^l (1 - z_{t-1}) \lambda_{1t-1} E_{t-1} \left[\frac{\mu_t}{v_t} \phi \left(\frac{R_{t-1}^l (1 - z_{t-1})}{v_t} \right) \right]$$

$$+ \left(\frac{1}{z_{t-1}} - \lambda_{1t-1} \right) E_{t-1} \left[1 - \Phi \left(\frac{R_{t-1}^l (1 - z_{t-1})}{v_t} \right) \right] = 0,$$

$$E_{t-1} \left[g \left(\bar{\omega} \left(R_{t-1}^l, z_{t-1}; v_t \right); \mu_t \right) v_t \right] = R_{t-1}^d (1 - z_{t-1}).$$

From the second condition, since $z_{t-1} < 1$ and $\lambda_{1t-1} > 0$, $R_{t-1}^l (1 - z_{t-1}) \lambda_{1t-1} E_{t-1} \left[\frac{\mu_t}{v_t} \phi \left(\frac{R_{t-1}^l (1 - z_{t-1})}{v_t} \right) \right] > 0$. Moreover, $1 > \Phi \left(\frac{R_{t-1}^l (1 - z_{t-1})}{v_t} \right)$ so that $\lambda_{1t-1} - \frac{1}{z_{t-1}} > 0$ and $\lambda_{1t-1} z_{t-1} > 1$. It follows that $R_{t-1}^d z_{t-1} < E_{t-1} \left[v_t f \left(\bar{\omega} \left(R_{t-1}^l, z_{t-1}; v_t \right) \right) \right]$, which verifies the conjecture that $\lambda_{2t-1} = 0$.

Using the definition of the threshold, (48), the first-order conditions can be written as (18) and (19).

A.2 Equilibria

The equilibrium conditions restricting the variables $\{c_t, N_t, v_t, P_t, R_t^d, \bar{\omega}_t, z_t, R_t^l, X_t, Z_t\}$ given $z_{-1}, X_{-1}, Z_{-1} = z_{-1} X_{-1}$, and R_{-1}^l , can be summarized by

$$\frac{u_c(t)}{\alpha} = \frac{v_t}{A_t}, \quad t \geq 0 \tag{51}$$

$$\frac{u_c(t-1)}{P_{t-1}} = R_{t-1}^d \beta E_{t-1} \frac{u_c(t)}{P_t}, \quad t \geq 1 \tag{52}$$

$$E_{t-1}[v_t f(\bar{\omega}_t)] = \frac{R_{t-1}^d}{1 - \frac{E_{t-1}[\mu_t \bar{\omega}_t \phi(\bar{\omega}_t)]}{E_{t-1}[1 - \Phi(\bar{\omega}_t)]}} z_{t-1}, \quad t \geq 1 \quad (53)$$

$$E_{t-1}[v_t g(\bar{\omega}_t; \mu_t)] = R_{t-1}^d (1 - z_{t-1}), \quad t \geq 1 \quad (54)$$

$$\bar{\omega}_t = \frac{R_{t-1}^l (1 - z_{t-1})}{v_t}, \quad t \geq 0 \quad (55)$$

$$N_t = \frac{v_t X_{t-1}}{A_t P_t}, \quad t \geq 0 \quad (56)$$

$$Z_{t-1} = z_{t-1} X_{t-1}, \quad t \geq 0 \quad (57)$$

$$Z_{t-1} = (1 - \gamma_{t-1}) f(\bar{\omega}_{t-1}) \frac{v_{t-1}}{z_{t-2}} Z_{t-2}, \quad t \geq 1 \quad (58)$$

$$(1 - g) A_t N_t [1 - \mu_t G(\bar{\omega}_t)] = c_t, \quad t \geq 0 \quad (59)$$

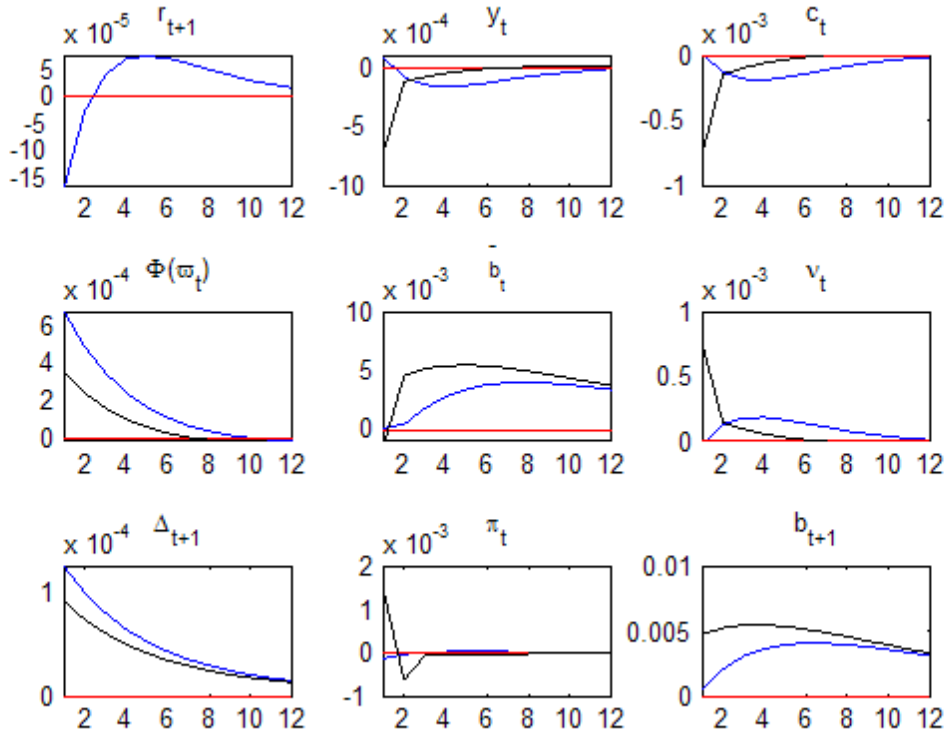
The other equilibrium conditions determine the remaining variables.

Given the path for the price level there is a unique equilibrium for the other variables. To see this, notice that at $t = 0$, given the values of z_{-1} , X_{-1} and R_{-1}^l , the equilibrium for c_0 , N_0 , v_0 , $\bar{\omega}_0$, can be determined using (51), (55), (56), (59) for $t = 0$. Given these variables, $Z_{-1} = z_{-1} X_{-1}$, and the path for the price level, P_t , the remaining variables c_t , N_t , v_t , $\bar{\omega}_t$, Z_{t-1} , R_{t-1}^d , z_{t-1} , R_{t-1}^l , X_{t-1} for $t \geq 1$, are determined using (51) - (59) for $t \geq 1$. These are 4 contemporaneous variables and 5 predetermined variables, restricted by 4 contemporaneous conditions and 5 predetermined conditions. If P_t are set exogenously, all the other variables have a single solution. Alternatively, we could set exogenously R_{t-1}^d , plus P_t in as many states as $\#S^t - \#S^{t-1}$, and again there would be a unique equilibrium.

A.3 Impulse responses to financial shocks

We present here additional impulse responses to financial shocks in the baseline model where the Friedman rule is optimal. Shocks are serially correlated with a 0.9 correlation coefficient. In all cases, we compare the impulse responses under the optimal policy to those arising under the Taylor rule.

Figure A1: Impulse responses to an increase in σ_{ω_t}

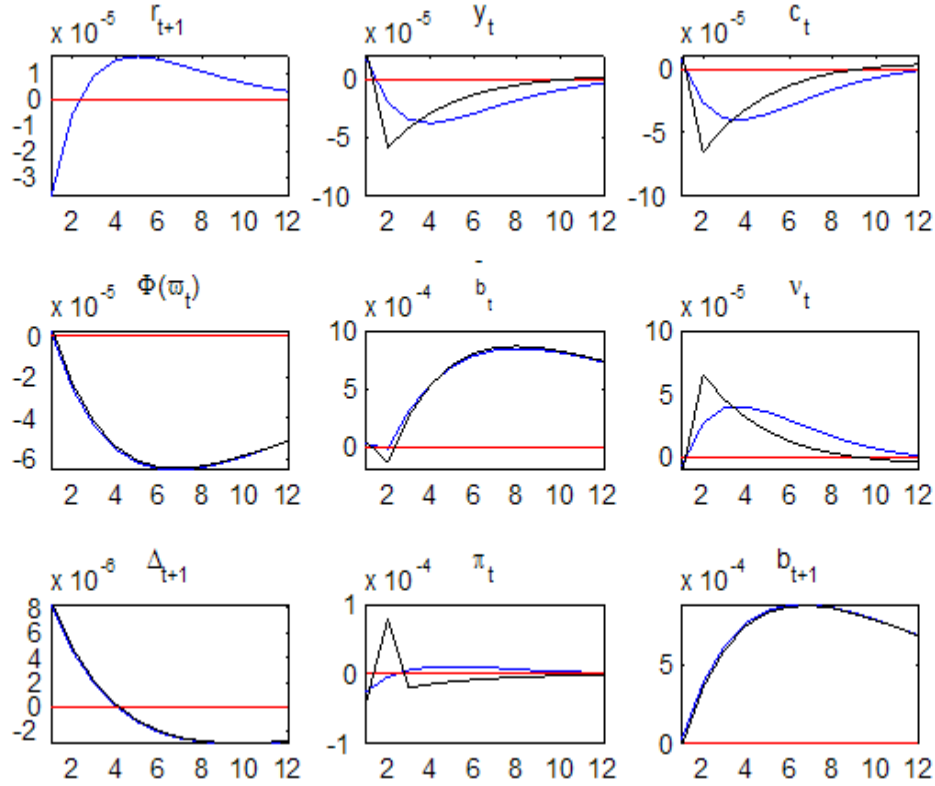


Note: Logarithmic deviations from the non-stochastic steady state. Correlation of the shock: 0.9. The blue lines indicate impulse responses under the Taylor rule; the black lines report the impulse responses under optimal policy.

Figure A1 shows the impulse responses to a persistent increase in the riskiness of the economy, i.e. to an increase in the standard deviation of the idiosyncratic shocks $\omega_{i,t}$. This shock is associated with a prospective worsening of credit conditions and an increase in the bankruptcy rate.

As in the case of the negative technology shock, the optimal monetary policy (black line) engineers on impact an increase in the price level to reduce output. The financing conditions stipulated before the shock are ex-post favorable to firms: on impact, the output contraction enables them to make higher profits, so that they will accumulate more internal funds in the following period. This increase in internal funds allows for a fast economic recovery, in spite of the contemporaneous increase in credit spreads. Even if the shock is serially correlated, output and consumption are back at the steady state after 2 years.

Figure A2: Impulse responses to an increase in μ_t



Note: Logarithmic deviations from the non-stochastic steady state. Correlation of the shock: 0.9. The blue lines indicate impulse responses under the Taylor rule; the black lines report the impulse responses under optimal policy.

Under the Taylor rule (blue line), there is a sharp decrease in the deposit rate that impedes the initial contraction of output and consumption. While under the optimal policy the price level goes up on impact, here it goes down. Leverage, bankruptcy rates, and spreads are higher than under the optimal policy. Internal funds are accumulated at a slower pace and the recession is longer lasting.

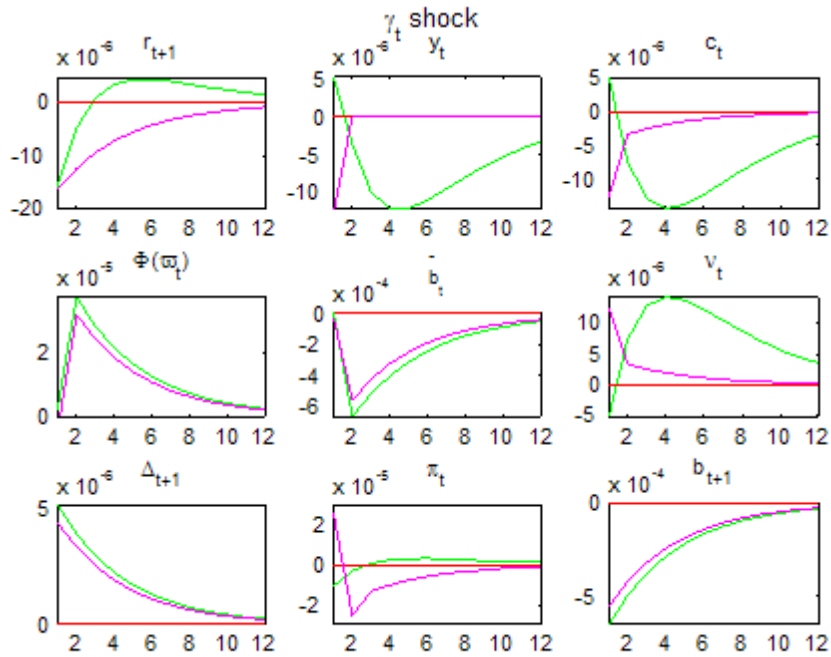
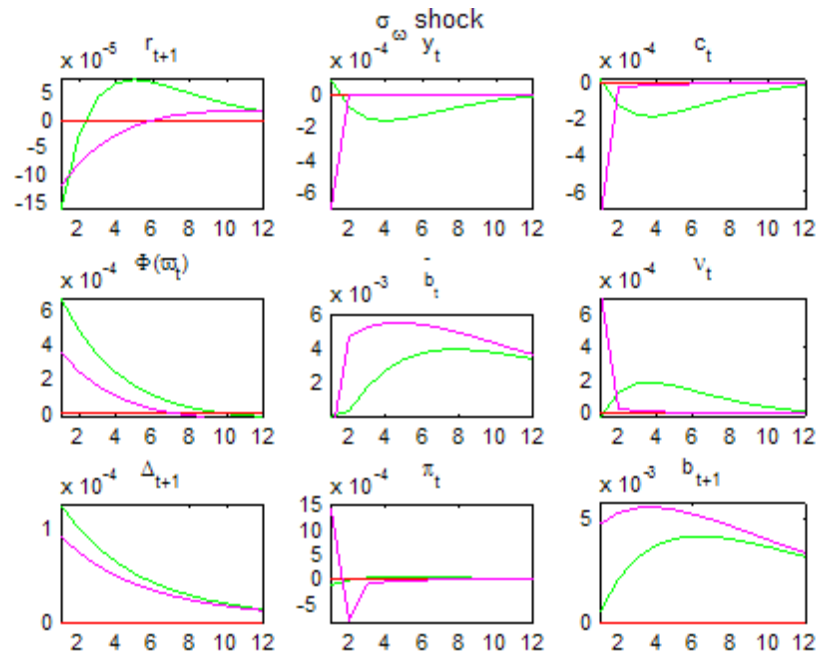
Figure A2 plots the responses to an exogenous increase in the proportion of total funds lost in monitoring activities, μ_t . This is different from the shock previously analyzed because it mechanically implies a higher waste of resources per unit of output. The optimal policy response is to reduce output in order to minimize the resource loss. If the shock was not serially correlated, this would once again be achieved through an impact increase in the price level. Since the shock is persistent, however, policy needs to manage a trade-off between immediate and future resource losses. An impact increase in the price level would not only

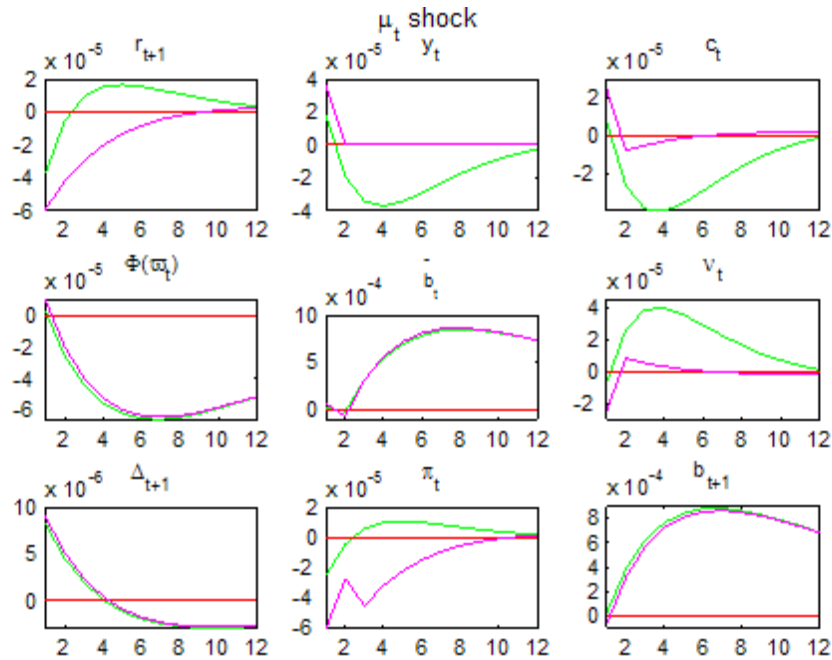
immediately reduce output, but it would also lead to more profits and a faster accumulation of internal funds. As in the case of an increase in the volatility of idiosyncratic shocks, this would imply a quick recovery, hence large future losses in monitoring activity as long as μ_t remains high. Compared to this scenario, future losses would be minimized if the price level were instead cut on impact, so that firms' leverage would increase and the accumulation of internal funds would be especially slow. At the same time, however, an impact fall in the price level would increase the real value of firms' funds which, in turn, would allow them to expand production with an ensuing amplification of the impact resource loss due to the higher μ_t . It turns out that the optimal response is to do almost nothing on impact, allowing for a very mild fall in the price level. As a result, output does not fall – it actually increases slightly – and the bankruptcy rate stays almost unchanged. It is only after one period that production falls, due to an increase in both the credit spreads and the price level. Firms start from scratch their slow process of accumulation of internal funds and the shock is reabsorbed very slowly.

In reaction to a shock to μ_t , the Taylor rule generates small differences relative to the optimal policy case. The dynamics of the credit spread, of internal funds and of the bankruptcy rate are almost identical. The resource loss in monitoring, however, is higher under the Taylor rule, because output falls less in the few quarters after the shock, when μ_t is highest, and more after 1 year, when μ_t is returning to its steady state level.

A.4 Impulse responses to financial shocks with g positive

Here we compare the impulse responses to financial shocks with g positive under the optimal policy and under the simple Taylor rule. The steady state inflation is the same for the two cases.





References

- [1] Bernanke, B.S., Gertler, M. and S. Gilchrist. "The Financial Accelerator in a Quantitative Business Cycle Framework." In: Taylor, John B. and Woodford, Michael, eds. Handbook of macroeconomics. Volume 1C. Handbooks in Economics, vol. 15. Amsterdam; New York and Oxford: Elsevier Science, North-Holland, 1999, pp. 1341-93.
- [2] Carlstrom, C.T., and T. Fuerst. "Agency Costs, Net Worth, and Business Fluctuations: A Computable General Equilibrium Analysis." *American Economic Review*, 1997, 87, pp. 893-910.
- [3] Carlstrom, C.T., and T. Fuerst. "Agency Costs and Business Cycles." *Economic Theory*, 1998, 12, pp. 583-597.
- [4] Carlstrom, C.T., and T. Fuerst. "Monetary Shocks, Agency Costs and Business Cycles." *Carnegie-Rochester Series on Public Policy*, 2001, 51, pp. 1-27.
- [5] Carlstrom, C.T., T. Fuerst and M. Paustian. "Optimal Monetary Policy in a Model with Agency Costs." Mimeo, 2009.

- [6] Chari, V. V., Lawrence Christiano and Patrick Kehoe. 1991. "Optimal Fiscal and Monetary Policy: Some Recent Results." *J. Money, Credit, and Banking* 23 (August): 519-539.
- [7] Christiano, L., R. Motto and M. Rostagno (2003). "The Great Depression and the Friedman-Schwartz Hypothesis." *Journal of Money Credit and Banking* 35(6), pp. 1119-1197.
- [8] Correia, I., J. P. Nicolini and P. Teles. "Optimal Fiscal and Monetary Policy: Equivalence Results." *Journal of Political Economy* 168, 1, 2008, pp. 141-170 .
- [9] Curdia, V. and M. Woodford (2009). "Credit Frictions and Optimal Monetary Policy." Mimeo, FRB New York.
- [10] De Fiore, F. and O. Tristani (2008). "Optimal Monetary Policy in a Model of the Credit Channel." Mimeo, European Central Bank.
- [11] Faia, E (2008). "Optimal Monetary Policy with Credit Augmented Liquidity Cycles." Mimeo, Goethe University Frankfurt.
- [12] Faia, E. and T. Monacelli. "Optimal Monetary Policy Rules, Asset Prices and Credit Frictions." *Journal of Economic, Dynamics and Control* 31, 10, 2007, pp. 3228-3254.
- [13] Fisher, I. . "The debt-deflation theory of great depressions." *Econometrica* I, 1933, pp. 337-357.
- [14] Gilchrist, S. and J. Leahy. "Monetary Policy and Asset Prices." *Journal of Monetary Economics* 49, 2002, pp. 75-97.
- [15] Levin, A.T., Natalucci, F., and E. Zakrajsek. "The Magnitude and Cyclical Behavior of Financial Market Frictions." Staff WP 2004-70, Board of Governors of the Federal Reserve System, 2004.
- [16] Ravenna, F. and C. Walsh. "Optimal Monetary Policy with the Cost Channel." *Journal of Monetary Economics*, 53, 2006, pp.199-216.
- [17] Schmitt-Grohé, Stephanie and Martin Uribe. "Optimal Fiscal and Monetary Policy under Sticky Prices." *Journal of Economic Theory* 114, 2004, pp. 198-230.

- [18] Siu, Henry. "Optimal Fiscal and Monetary Policy with Sticky Prices." *Journal of Monetary Economics* 51, 2004, pp. 575-607.
- [19] Svensson, L. "Money and Asset Prices in a Cash-in-Advance Economy." *Journal of Political Economy* 93, 1985, pp. 919-944. Reprinted in Kevin D. Hoover, ed., *The Economic Legacy of Robert Lucas, Jr*, Edward Elgar, 1999.
- [20] Woodford, M (2003). "Interest and Prices." Princeton University Press.